

# Stalybridge St Pauls CC 2nd XI vs Offerton 2nd XI

on

**Saturday 13 August 2016**

at

**Stalybridge**

scored by **Stuart Elliott**  
match umpire(s) **J Jones**  
match referee(s)  
player of the match

## Stalybridge St Pauls CC 2nd XI won by 76 runs

Team **Stalybridge St Pauls CC 2nd XI**  
Score **183 for 6**  
Overs **45.0**  
Players **Alex Wilde**  
**Rick Parry**  
**Joe Robinson**  
**James Beswick**  
**Gary Sandiford**  
**Pete Coxon**  
**Krunal Bhatt**  
**Faz Hussain**  
**Nathan Lowe**  
**Keith Bowers**  
**Brian Stone**

Team **Offerton 2nd XI**  
Score **107 for 9**  
Overs **45.0**  
Players **Karl Martin**  
**Jim Senior**  
**Imran Solail**  
**Saif Rehman**  
**David Scholes**  
**Said Nawaz**  
**Liam Smith**  
**Tony Davies**  
**Johny White**  
**Cian Simpson**  
**Louie Kirkham**

## Stalybridge St Pauls CC 2nd XI vs Offerton 2nd XI

## Stalybridge St Pauls CC 2nd XI INNINGS

Venue Stalybridge

Toss won by: Stalybridge St Pauls CC 2nd XI

Sat 13-Aug-2016

BATSMAN	RUNS	HOW OUT	R	B	M	0s	1s	2s	3s	4s	5s	6s	SS	SR
1 Alex Wilde	.....4.....1.....4.....W	run out (Karl Martin)	9	45	39	42	1			2			7%	20.0
2 Rick Parry	..1.....2.4.....2.....1.....2..1.....1.....	run out (Imran Solail)	14	56	50	48	4	3		1			14%	25.0
3 Joe Robinson	..1...6...2.....1.4.1111.W	c Cian Simpson b Karl Martin	18	26	39	17	6	1		1	1		35%	69.2
4 James Beswick (LHB)	.....3.....1...12.24.41...1.4...4...11.11...1.2... ...12...44.1.2.1111.4...2411	not out	64	83	101	51	17	6	1	8			39%	77.1
5 Gary Sandiford	.....4.....122..2.W	c Liam Smith b Karl Martin	11	20	20	15	1	3		1			25%	55.0
6 Pete Coxon	...1.1424114..1W	c Jim Senior b Cian Simpson	19	16	24	7	5	1		3			56%	118.8
7 Krunal Bhatt	12214.....W	c Said Nawaz b Jim Senior	10	12	11	7	2	2		1			42%	83.3
8 Faz Hussain (LHB)	..4...1...111.	not out	8	15	13	10	4			1			33%	53.3
9 Nathan Lowe														
10 Keith Bowers														
11 Brian Stone														
45.0 OVERS			EXTRAS: 30 (24wd 3nb 0lb 3b 0p)			TOTAL			183			RUNS		

FOW	1	2	3	4	5	6	7	8	9	10
SCORE	27	34	67	99	134	158				
OUT	Alex Wilde	Rick Parry	Joe Robinson	Gary Sandiford	Pete Coxon	Krunal Bhatt				
OVER	14.6	17.6	25.4	31.5	37.3	40.4				
P'SHIP	27	7	33	32	35	24				

BOWLER	1	2	3	4	5	6	7	8	9	10	11	12	13	14	15	O	M	R	W	WD	NB	ECON	
Karl Martin	R	1		4		2	2	4	1	3	3	13					12	3	40	2	7		3.33
	W						1			1													
	WD	2				1			2		2												
Imran Solail	R		6	2	1	2	4	1		2	1	4					12	3	23				1.92
	W																						
	WD																						
Louie Kirkham	R		1	6	3	6	1	7	10								9		37		2	1	4.11
	W																						
	WD	1			1																		
Said Nawaz	R	11	1	8	6	2											5		40		12		8.00
	W																						
	WD	2	3		4	3																	
Cian Simpson	R	9	3	5	1												4		22	1	3	1	5.50
	W	1																					
	WD	2		1																			
Jim Senior	R	1	6	10													3		18	1		1	6.00
	W	1																					
	WD																						
NB			1																				

## Stalybridge St Pauls CC 2nd XI vs Offerton 2nd XI

## Offerton 2nd XI INNINGS

Venue **Stalybridge**Toss won by: **Stalybridge St Pauls CC 2nd XI**

Sat 13-Aug-2016

BATSMAN	RUNS	HOW OUT	R	B	M	0s	1s	2s	3s	4s	5s	6s	SS	SR
1 Karl Martin	...W	c Keith Bowers b James Beswick	0	4	2	4								0.0
2 Jim Senior	.....W	c Joe Robinson b James Beswick	0	11	14	11								0.0
3 Imran Solail	.....1.....2W.....1.....44.....1.....	b Gary Sandiford	13	80	93	74	3	1		2			8%	16.2
4 Saif Rehman	.....4.....44.W	b Pete Coxon	12	25	26	22				3			12%	48.0
5 David Scholes	.....2.2.....1W	b Pete Coxon	5	18	21	15	1	2					17%	27.8
6 Said Nawaz	....1W	b Pete Coxon	1	6	9	5	1						17%	16.7
7 Liam Smith	W	lbw b Pete Coxon	0	1	0	1								0.0
8 Tony Davies	.....4.....4.....2.....4.....1..1..21.1142.16.2 1..W	c Alex Wilde b Nathan Lowe	37	59	55	43	7	4		4		1	27%	62.7
9 Johny White	..1.....1..1..1.....1.11..1.11.....1.....11.W	run out (Alex Wilde)	13	53	53	40	13						25%	24.5
10 Cian Simpson	....41...11	not out	7	11	16	7	3			1			36%	63.6
11 Louie Kirkham	4..	not out	4	3	3	2				1			33%	133.3
45.0 OVERS			EXTRAS: 15 (6wd 1nb 3lb 5b 0p)			TOTAL		107	RUNS					

FOW	1	2	3	4	5	6	7	8	9	10
SCORE	0	2	18	32	35	35	42	85	102	
OUT	Karl Martin	Jim Senior	Saif Rehman	David Scholes	Said Nawaz	Liam Smith	Imran Solail	Tony Davies	Johny White	
OVER	0.4	4.4	13.2	19.1	21.2	21.3	26.3	39.4	44.2	
P'SHIP	0	2	16	14	3	0	7	43	17	

BOWLER	1	2	3	4	5	6	7	8	9	10	11	12	13	14	15	O	M	R	W	WD	NB	ECON
James Beswick	R W WD NB	1		1				8	1	1						12	9	10	2			0.83
Pete Coxon	R W WD NB				5	8	1	4		1	1	2				12	7	20	4	1	1	1.67
Gary Sandiford	R W WD NB	1			3	4	2	1	1	4	10					10	2	26	1			2.60
Faz Hussain	R W WD NB	4			5											4	2	10		1		2.50
Nathan Lowe	R W WD NB	2	4	7	2	6										5		21	1			4.20
Krunal Bhatt	R W WD NB	3														1		7		4		7.00
Brian Stone	R W WD NB	5														1		5				5.00

## Stalybridge St Pauls CC 2nd XI vs Offerton 2nd XI

## Stalybridge St Pauls CC 2nd XI INNINGS

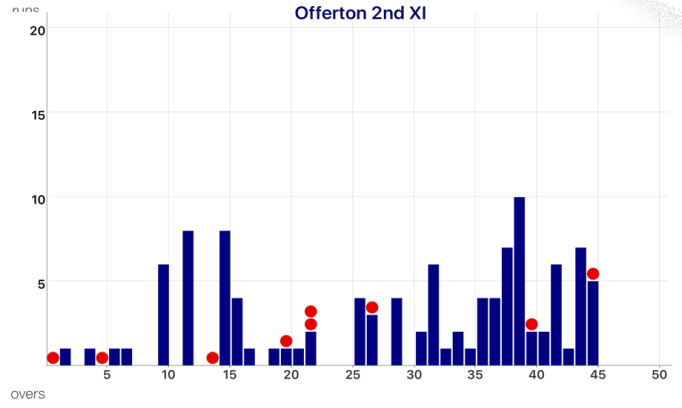
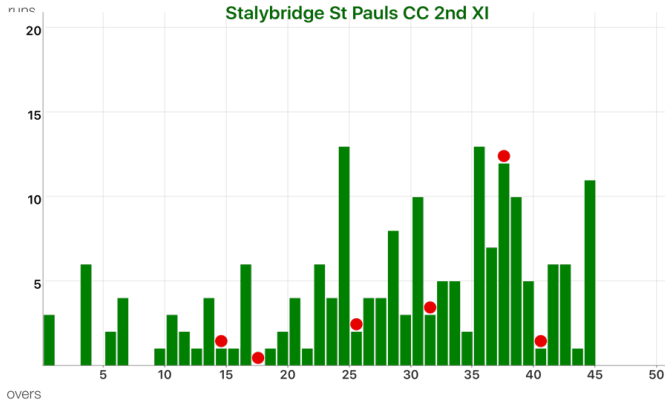
O	RUNS	WKT	BOWLER	BALL BY BALL
1	3	0	Karl Martin	2wd . . 1 . . .
2	3	0	Imran Solail	. . . . .
3	3	0	Karl Martin	. . . . .
4	9	0	Imran Solail	. . 2 . 4 .
5	9	0	Karl Martin	. . . . .
6	11	0	Imran Solail	. . . . 2 .
7	15	0	Karl Martin	. 4 . . . .
8	15	0	Imran Solail	. . . . .
9	15	0	Karl Martin	. . . . .
10	16	0	Imran Solail	. 1 . . . .
11	19	0	Karl Martin	. . 1wd . . 2 .
12	21	0	Imran Solail	. 1 . . 1 .
13	22	0	Louie Kirkham	. . 1nb . . . .
14	26	0	Imran Solail	. . . . 4 .
15	27	1	Louie Kirkham	1 . . . . W
16	28	1	Imran Solail	. 1 . . . .
17	34	1	Louie Kirkham	. . . 6 . .
18	34	2	Imran Solail	. . . . . W
19	35	2	Louie Kirkham	. . . 1wd . . .
20	37	2	Imran Solail	. 2 . . . .
21	41	2	Louie Kirkham	. . 3 . 1by .
22	42	2	Imran Solail	1 . . . . .
23	48	2	Louie Kirkham	. 4 . 1 . 1
24	52	2	Imran Solail	. . . 1 1 2
25	65	2	Said Nawaz	1wd 1 . 2 4 . 1wd 4
26	67	3	Karl Martin	1 1 . W . .
27	71	3	Said Nawaz	. 1wd . 1 . . 2wd .
28	75	3	Karl Martin	. . . 4 . .
29	83	3	Said Nawaz	4 . . . 4 .
30	86	3	Karl Martin	2wd . . . 1 . .
31	96	3	Said Nawaz	1 1wd 1 . 2wd 1wd 2 2 .
32	99	4	Karl Martin	1 . 2 . W .
33	104	4	Said Nawaz	1 2wd . . . 1 1wd .
34	109	4	Karl Martin	. 2 . 2wd . 1 .
35	111	4	Louie Kirkham	. 1 . . . 1wd .
36	124	4	Karl Martin	4 2 4 1 1 1
37	131	4	Louie Kirkham	4 . . 1 2 .
38	143	5	Cian Simpson	2wd . 1by W 1 4 4
39	153	5	Louie Kirkham	2 2 1 . 1 4
40	158	5	Cian Simpson	. 2 . 1 . 1nb 1by
41	159	6	Jim Senior	. . . W 1 .
42	165	6	Cian Simpson	1 4 . . . 1wd .
43	171	6	Jim Senior	1 1 . 4 . .
44	172	6	Cian Simpson	. . . . 1 .
45	183	6	Jim Senior	1 2 1nb-4 1 1 1 .

## Offerton 2nd XI INNINGS

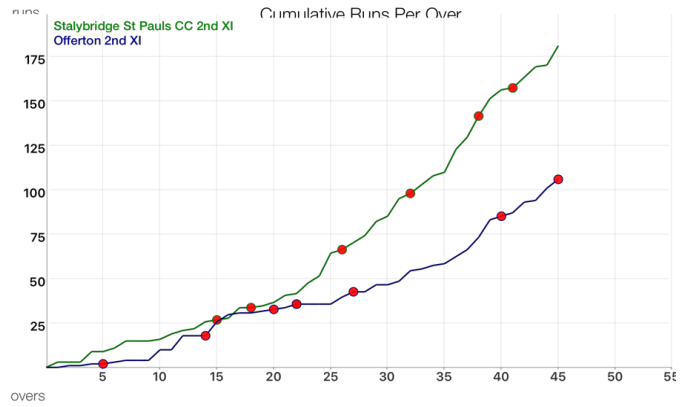
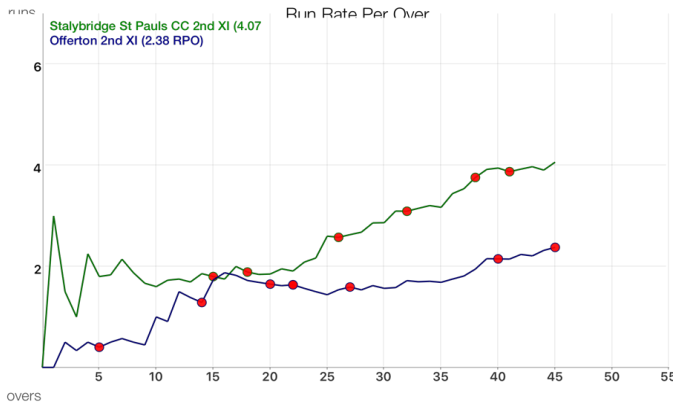
O	RUNS	WKT	BOWLER	BALL BY BALL
1	0	1	James Beswick	. . . W . .
2	1	1	Pete Coxon	. . . . 1by .
3	1	1	James Beswick	. . . . .
4	2	1	Pete Coxon	. . . 1by . .
5	2	2	James Beswick	. . . W . .
6	3	2	Pete Coxon	. 1nb . . . . .
7	4	2	James Beswick	. . . 1by . .
8	4	2	Pete Coxon	. . . . .
9	4	2	James Beswick	. . . . .
10	10	2	Pete Coxon	4 . . 1lb 1 .
11	10	2	James Beswick	. . . . .
12	18	2	Pete Coxon	. . . . 4 4
13	18	2	James Beswick	. . . . .
14	18	3	Pete Coxon	. W . . . . .
15	26	3	James Beswick	4 4 . . . .
16	30	3	Pete Coxon	. 2 . 2 . .
17	31	3	James Beswick	. 1 . . . .
18	31	3	Pete Coxon	. . . . .
19	32	3	James Beswick	. . 1 . . .
20	33	4	Pete Coxon	W . . 1by . .
21	34	4	Gary Sandiford	. 1 . . . .
22	36	6	Pete Coxon	1 W W . 1wd . .
23	36	6	Gary Sandiford	. . . . .
24	36	6	Pete Coxon	. . . . .
25	36	6	Gary Sandiford	. . . . .
26	40	6	Faz Hussain	4 . . . . .
27	43	7	Gary Sandiford	. 2 W . 1 .
28	43	7	Faz Hussain	. . . . .
29	47	7	Gary Sandiford	. . . 4 . .
30	47	7	Faz Hussain	. . . . .
31	49	7	Gary Sandiford	. . 2 . . .
32	55	7	Faz Hussain	1 . . 4 1wd . .
33	56	7	Gary Sandiford	. 1 . . . .
34	58	7	Nathan Lowe	. . 1 1 . .
35	59	7	Gary Sandiford	. . 1 . . .
36	63	7	Nathan Lowe	. . 2 1 . 1
37	67	7	Gary Sandiford	. 1 . 1 1 1
38	74	7	Nathan Lowe	4 2 . 1 . .
39	84	7	Gary Sandiford	6 . 2 1 1 .
40	86	8	Nathan Lowe	. 1 . W 1 .
41	88	8	James Beswick	1lb 1lb . . . .
42	94	8	Nathan Lowe	. . 4 1 1 .
43	95	8	James Beswick	. . . 1by . .
44	102	8	Krunal Bhatt	1wd . . . 1wd 1 1 2wd 1
45	107	9	Brian Stone	. W 1 4 . .

# Stalybridge St Pauls CC 2nd XI vs Offerton 2nd XI

## Manhattan



## WORM



# Stalybridge St Pauls CC 2nd XI vs Offerton 2nd XI

## Batsmans Stats.

BATSMAN	TEAM	R	B	MIN	4s	6s	SR	SS	N/O	50s	100s
1 James Beswick	Stalybridge St Pauls CC 2nd	64	83	101	8		77.1	36.1%	1	1	
2 Tony Davies	Offerton 2nd XI	37	59	55	4	1	62.7	27.1%			
3 Pete Coxon	Stalybridge St Pauls CC 2nd	19	16	24	3		118.8	43.8%			
4 Joe Robinson	Stalybridge St Pauls CC 2nd	18	26	39	1	1	69.2	34.6%			
5 Rick Parry	Stalybridge St Pauls CC 2nd	14	56	50	1		25.0	14.3%			
6 Johnny White	Offerton 2nd XI	13	53	53			24.5	24.5%			
7 Imran Solail	Offerton 2nd XI	13	80	93	2		16.2	8.8%			
8 Saif Rehman	Offerton 2nd XI	12	25	26	3		48.0	12.0%			
9 Gary Sandiford	Stalybridge St Pauls CC 2nd	11	20	20	1		55.0	15.0%			
10 Krunal Bhatt	Stalybridge St Pauls CC 2nd	10	12	11	1		83.3	50.0%			
11 Alex Wilde	Stalybridge St Pauls CC 2nd	9	45	39	2		20.0	6.7%			
12 Faz Hussain	Stalybridge St Pauls CC 2nd	8	15	13	1		53.3	33.3%	1		
13 Cian Simpson	Offerton 2nd XI	7	11	16	1		63.6	27.3%	1		
14 David Scholes	Offerton 2nd XI	5	18	21			27.8	16.7%			
15 Louie Kirkham	Offerton 2nd XI	4	3	3	1		133.3	33.3%	1		
16 Said Nawaz	Offerton 2nd XI	1	6	9			16.7	16.7%			
17 Liam Smith	Offerton 2nd XI	0	1				0.0				
18 Karl Martin	Offerton 2nd XI	0	4	2			0.0				
19 Jim Senior	Offerton 2nd XI	0	11	14			0.0				

## Bowlers Stats.

BOWLER	TEAM	W	R	O	M	B	WD	NB	CT	ST	ECON	AVG	SR
1 Pete Coxon	Stalybridge St Pauls CC 2nd	4	20	12.0	7	72	1	1			1.67	5.00	18.00
2 James Beswick	Stalybridge St Pauls CC 2nd	2	10	12.0	9	72					0.83	5.00	36.00
3 Karl Martin	Offerton 2nd XI	2	40	12.0	3	72	7				3.33	20.00	36.00
4 Jim Senior	Offerton 2nd XI	1	18	3.0		18		1	1		6.00	18.00	18.00
5 Cian Simpson	Offerton 2nd XI	1	22	4.0		24	3	1	1		5.50	22.00	24.00
6 Nathan Lowe	Stalybridge St Pauls CC 2nd	1	21	5.0		30					4.20	21.00	30.00
7 Gary Sandiford	Stalybridge St Pauls CC 2nd	1	26	10.0	2	60					2.60	26.00	60.00
8 Krunal Bhatt	Stalybridge St Pauls CC 2nd		7	1.0		6	4				7.00		
9 Brian Stone	Stalybridge St Pauls CC 2nd		5	1.0		6					5.00		
10 Faz Hussain	Stalybridge St Pauls CC 2nd		10	4.0	2	24	1				2.50		
11 Imran Solail	Offerton 2nd XI		23	12.0	3	72					1.92		
12 Said Nawaz	Offerton 2nd XI		40	5.0		30	12		1		8.00		
13 Louie Kirkham	Offerton 2nd XI		37	9.0		54	2	1			4.11		