

Stalybridge St Pauls CC 2nd XI vs Mottram 2nd XI

on

Saturday 10 September 2016

at

Stalybridge

scored by **Stuart Elliott, Jane Scott**
match umpire(s) **K Clegg**
match referee(s)
player of the match

Mottram 2nd XI won by 10 wickets

Team **Stalybridge St Pauls CC 2nd XI**
Score **137 for 10**
Overs **44.1**
Players **Mike Whitworth (wk)**
Alex Wilde
Joe Robinson
James Beswick
Rick Parry
Pete Coxon
Faz Hussain
Keith Bowers
Jordan Elliott
Mark Connolly
Brian Stone

Team **Mottram 2nd XI**
Score **139 for 0**
Overs **24.5**
Players **Adam Hilton**
Stuart Swann
Matt Fazackerley
John Marsden
Stephen Scott
Michael Marsden
Jordan Swann
Sam Fazackerley
Andy Isaac
Ed Mellor
Ben McGregor

Stalybridge St Pauls CC 2nd XI vs Mottram 2nd XI

Stalybridge St Pauls CC 2nd XI INNINGS

Venue: Stalybridge

Toss won by: Mottram 2nd XI

Sat 10-Sep-2016

BATSMAN	RUNS	HOW OUT	R	B	M	0s	1s	2s	3s	4s	5s	6s	SS	SR
1 Mike Whitworth (wk)	.4.21.....4.1.....1.....22.2.....2..4..6.21.1...11.14.. .2..1.1.4.....1.1.1W	b Ben McGregor	53	77	120	51	13	7	5	1	34%	68.8		
2 Alex Wilde	...2.....W	b Stephen Scott	2	11	16	10	1				9%	18.2		
3 Joe Robinson1.....4..1.....1.1...22W	run out (Michael Marsden)	12	30	26	23	4	2	1		23%	40.0		
4 James Beswick (LHB)	...W	b Stuart Swann	0	4	1	4					0.0			
5 Rick Parry4W	lbw b Stuart Swann	4	7	8	6			1		14%	57.1		
6 Pete Coxon4.....1..6..1.....1.1...1.....1121.....1..1W	c Andy Isaac b Ed Mellor	23	51	72	37	11	1	1	1	27%	45.1		
7 Faz Hussain (LHB)	..W	c Ben McGregor b Stephen Scott	0	3	9	3					0.0			
8 Keith Bowers1.....W	lbw b Stephen Scott	1	10	8	9	1				10%	10.0		
9 Jordan Elliott	.2..12..211.2.....11...11..2..-	run out (Michael Marsden)	17	30	50	18	7	5			40%	56.7		
10 Mark Connolly2....1.1.2.....2..11....1....1.W	lbw b Adam Hilton	12	45	42	36	6	3			20%	26.7		
11 Brian Stone	.1.	not out	1	3	9	2	1				33%	33.3		
44.1 OVERS			EXTRAS: 12 (5wd 3nb 2lb 2b 0p)			TOTAL			137	RUNS				

FOW	1	2	3	4	5	6	7	8	9	10
SCORE	17	37	39	53	102	104	104	107	136	137
OUT	Alex Wilde	Joe Robinson	James Beswick	Rick Parry	Mike Whitworth	Faz Hussain	Pete Coxon	Keith Bowers	Mark Connolly	Jordan Elliott
OVER	4.4	10.6	12.4	14.5	27.5	29.4	30.1	31.5	43.2	44.1
P'SHIP	17	20	2	14	49	2	0	3	29	1

BOWLER	1	2	3	4	5	6	7	8	9	10	11	12	13	14	15	O	M	R	W	WD	NB	ECON
Stephen Scott	R 7 W WD NB		1 1		1	4	1 1	1	5	3	1	2				12	3	25	3			2.08
Jordan Swann	R 5 W WD NB	2	4	2												4		15		4	2	3.75
Ed Mellor	R 1 W WD NB	5	7	2	10	1	3 1									7		29	1			4.14
Stuart Swann	R 1 W WD NB	4 1	5	3	7	2	3	2	2	1	4	3				12	1	37	2		1	3.08
Ben McGregor	R 3 W WD NB	1	6	1	6	2	5 1									7		25	1	1		3.57
Adam Hilton	R 1 W WD NB	1 1														2		2	1			1.00

Stalybridge St Pauls CC 2nd XI vs Mottram 2nd XI

Mottram 2nd XI INNINGS

Venue **Stalybridge**Toss won by: **Mottram 2nd XI**

Sat 10-Sep-2016

BATSMAN	RUNS	HOW OUT	R	B	M	0s	1s	2s	3s	4s	5s	6s	SS	SR	
1 Adam Hilton1.....11.1.....22.....1..21...1.2....1111 24.2.2.2.1.1.221...24	not out	45	77	95	49	15	11		2			36%	58.4	
2 Stuart Swann	..4..1..4.412.32.4.4..4.1.1.11.13.2111112.12....66212.1 .12...11.1.11122111	not out	87	74	91	29	25	10	2	6		2	61%	117.6	
3 Matt Fazackerley															
4 John Marsden															
5 Stephen Scott															
6 Michael Marsden															
7 Jordan Swann															
8 Sam Fazackerley															
9 Andy Isaac															
10 Ed Mellor															
11 Ben McGregor															
24.5 OVERS			EXTRAS: 7 (5wd 0nb 0lb 2b 0p)			TOTAL			139	RUNS					

FOW	1	2	3	4	5	6	7	8	9	10
SCORE										
OUT										
OVER										
P'SHIP										

BOWLER	1	2	3	4	5	6	7	8	9	10	11	12	13	14	15	O	M	R	W	WD	NB	ECON
James Beswick	1	5	5	7	3	7	5	2	15	9						10		59				5.90
Pete Coxon		9	10	2	1	5	4									7	1	31				4.43
Jordan Elliott	4	6	3	3												4		21		5		5.25
Faz Hussain	5	7	7													2.5		19				6.71
Joe Robinson	7															1		7				7.00

Stalybridge St Pauls CC 2nd XI vs Mottram 2nd XI

Stalybridge St Pauls CC 2nd XI INNINGS

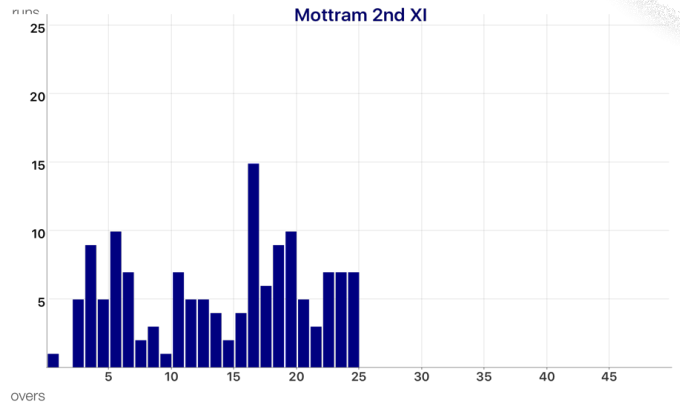
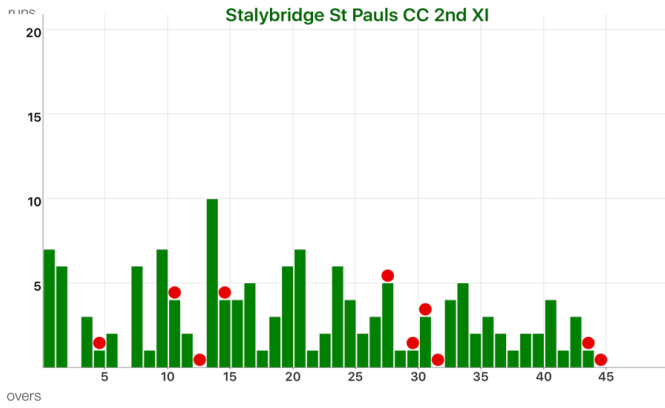
O	RUNS	WKT	BOWLER	BALL BY BALL
1	7	0	Stephen Scott	. 4 . 2 1 .
2	13	0	Jordan Swann	.. 1nb .. 4 . 1
3	13	0	Stephen Scott
4	16	0	Jordan Swann	.. 2 .. 1nb .
5	17	1	Stephen Scott	1 .. W ..
6	19	1	Ed Mellor	.. 1lb .. 1
7	19	1	Stephen Scott
8	25	1	Ed Mellor	1by . 4 .. 1
9	26	1	Stephen Scott 1
10	33	1	Ed Mellor	. 1 2 2 . 2
11	37	2	Stephen Scott	... 2 2 W
12	39	2	Ed Mellor 2
13	39	3	Stuart Swann	... W ..
14	49	3	Ed Mellor	.. 4 .. 6
15	53	4	Stuart Swann	... 4 W .
16	57	4	Ben McGregor	1wd . 2 1 . . .
17	62	4	Stuart Swann	. 1 4 . . .
18	63	4	Ben McGregor	... 1 . .
19	66	4	Stuart Swann	1 . 1 . 1 .
20	72	4	Ben McGregor	4 ... 2 .
21	79	4	Stuart Swann	. 6 ... 1 .
22	80	4	Ben McGregor 1
23	82	4	Stuart Swann	. 1 1 ...
24	88	4	Ben McGregor	. 1 1 . 4 . .
25	92	4	Jordan Swann	2wd 2wd .
26	94	4	Ben McGregor	1 ... 1 .
27	97	4	Jordan Swann	.. 1lb 1 1 .
28	102	5	Ben McGregor	1 1 2 1 W .
29	103	5	Ed Mellor 1 .
30	104	6	Stephen Scott	.. 1 W ..
31	107	7	Ed Mellor	W .. 1 . 2
32	107	8	Stephen Scott W .
33	111	8	Stuart Swann	.. 1 ... 1nb 2
34	116	8	Stephen Scott	2 .. 2 1 .
35	118	8	Stuart Swann	1 ... 1 .
36	121	8	Stephen Scott	. 1 2 ...
37	123	8	Stuart Swann	. 2 ...
38	124	8	Stephen Scott	.. 1 ...
39	126	8	Stuart Swann	1 . 1by ...
40	128	8	Stephen Scott 2 .
41	132	8	Stuart Swann	1 . 1 1 1 .
42	133	8	Adam Hilton 1 .
43	136	8	Stuart Swann 1 2
44	137	9	Adam Hilton	. W . 1 ...
45	137	10	Ben McGregor	W

Mottram 2nd XI INNINGS

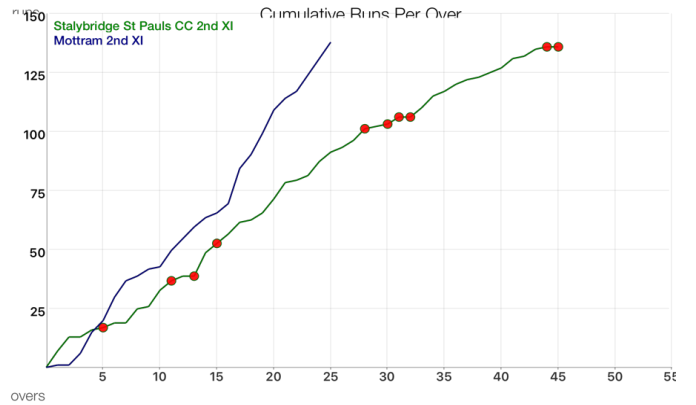
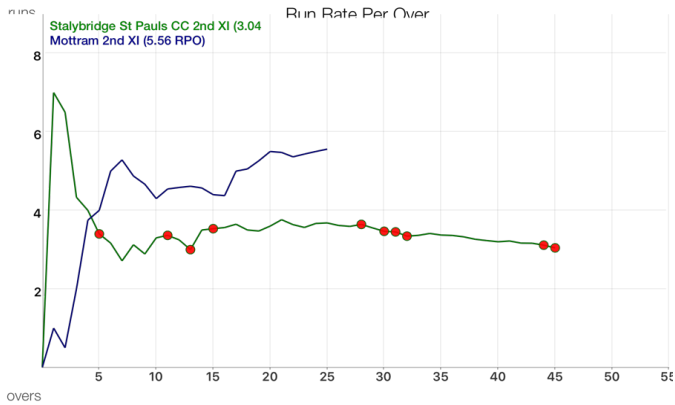
O	RUNS	WKT	BOWLER	BALL BY BALL
1	1	0	James Beswick	... 1 . .
2	1	0	Pete Coxon
3	6	0	James Beswick	4 ... 1 . .
4	15	0	Pete Coxon	.. 4 . 4 1
5	20	0	James Beswick	2 . 3 ...
6	30	0	Pete Coxon	2 . 4 . 4 .
7	37	0	James Beswick	. 1 . 4 . 1 1
8	39	0	Pete Coxon	. 1 . 1 ...
9	42	0	James Beswick	. 1 . 1 1 .
10	43	0	Pete Coxon	. 1 ...
11	50	0	James Beswick	3 . 2 2 . .
12	55	0	Pete Coxon	. 2 1 . 1 1
13	60	0	James Beswick	1 ... 2 1 1
14	64	0	Pete Coxon	1 ... 1 2
15	66	0	James Beswick	. 2 ...
16	70	0	Jordan Elliott	. 1 1 2 . .
17	85	0	James Beswick	1 . . 6 6 2
18	91	0	Jordan Elliott	1 1 1 2 . 1
19	100	0	James Beswick	. 1 2 4 . 2
20	110	0	Jordan Elliott	2 1wd . 3wd 2by . 1 1wd .
21	115	0	Faz Hussain	1 2 . 2 . .
22	118	0	Jordan Elliott	. 1 1 . 1 .
23	125	0	Faz Hussain	1 1 1 . 2 2
24	132	0	Joe Robinson	2 2 1 1 1 .
25	139	0	Faz Hussain	1 . . 2 4

Stalybridge St Pauls CC 2nd XI vs Mottram 2nd XI

Manhattan



WORM



Stalybridge St Pauls CC 2nd XI vs Mottram 2nd XI

Batsmans Stats.

BATSMAN	TEAM	R	B	MIN	4s	6s	SR	SS	N/O	50s	100s
1 Stuart Swann	Mottram 2nd XI	87	74	91	6	2	117.6	59.5%	1	1	
2 Mike Whitworth	Stalybridge St Pauls CC 2nd	53	77	120	5	1	68.8	33.8%			1
3 Adam Hilton	Mottram 2nd XI	45	77	95	2		58.4	36.4%	1		
4 Pete Coxon	Stalybridge St Pauls CC 2nd	23	51	72	1	1	45.1	25.5%			
5 Jordan Elliott	Stalybridge St Pauls CC 2nd	17	30	50			56.7	40.0%			
6 Joe Robinson	Stalybridge St Pauls CC 2nd	12	30	26	1		40.0	23.3%			
7 Mark Connolly	Stalybridge St Pauls CC 2nd	12	45	42			26.7	22.2%			
8 Rick Parry	Stalybridge St Pauls CC 2nd	4	7	8	1		57.1	14.3%			
9 Alex Wilde	Stalybridge St Pauls CC 2nd	2	11	16			18.2	18.2%			
10 Brian Stone	Stalybridge St Pauls CC 2nd	1	3	9			33.3	33.3%	1		
11 Keith Bowers	Stalybridge St Pauls CC 2nd	1	10	8			10.0	10.0%			
12 Faz Hussain	Stalybridge St Pauls CC 2nd	0	3	9			0.0				
13 James Beswick	Stalybridge St Pauls CC 2nd	0	4	1			0.0				

Bowlers Stats.

BOWLER	TEAM	W	R	O	M	B	WD	NB	CT	ST	ECON	AVG	SR
1 Stephen Scott	Mottram 2nd XI	3	25	12.0	3	72					2.08	8.33	24.00
2 Stuart Swann	Mottram 2nd XI	2	37	12.0	1	73		1			3.08	18.50	36.50
3 Adam Hilton	Mottram 2nd XI	1	2	2.0		12					1.00	2.00	12.00
4 Ben McGregor	Mottram 2nd XI	1	25	7.1		44	1		1		3.57	25.00	44.00
5 Ed Mellor	Mottram 2nd XI	1	29	7.0		42					4.14	29.00	42.00
6 Joe Robinson	Stalybridge St Pauls CC 2nd		7	1.0		6					7.00		
7 Jordan Swann	Mottram 2nd XI		15	4.0		25	4	2			3.75		
8 Jordan Elliott	Stalybridge St Pauls CC 2nd		21	4.0		24	5				5.25		
9 Faz Hussain	Stalybridge St Pauls CC 2nd		19	2.5		17					6.71		
10 Pete Coxon	Stalybridge St Pauls CC 2nd		31	7.0	1	43					4.43		
11 James Beswick	Stalybridge St Pauls CC 2nd		59	10.0		61					5.90		